



MDTV Staff and Student Mobility Workshop Report

1. Introduction

On March 18 University of Business and Technology on behalf of the “Analysis of current Multimedia and Digital TV (MDTV)” workshop, welcomed a group of 22 professors and students from the University “Aleksander Moisiu” Durres in their city. First, the guests visited the UBT main administration building, which is located in Prishtina, where they meet the rector of UBT, dean of Media faculty, along with other UBT staff members. The activities can be found on the agenda below.

Time	Activity	Presented by
Day 1: Kick-off meeting		
9:00 – 9:20	Welcome speech	Rector: Prof. Edmond Hajrizi Dir. Academic Affairs : Dr. Muhamet Ahmeti Project coordinator: Naim Preniqi
9:20 - 9:40	Presentation of UAMD	Dr. Xhafer Rakiplari
9:40 - 9:50	Presentation of the Faculty of Media – UBT	Dr. Ferid Selimi
9:50 - 10:10	Presentation of the Radio (Multiplatform)	Ligj. Gjylie Rexha
10:10 - 10:30	Discuss possible cooperation ideas	Participants
10:30-10:45	Short break - coffee / tea	
10:50 – 11:10	Visit to the UBT radio	Media Studio (Staff)
11:10 – 11:40	Presentation of radio technologies used	
11:40 - 12:40	Lunch Break	
Visiting the UBT Campus and Training		
12:40 – 13:00	Departure for UBT Campus	
13:00 – 13:25	Visiting UBT campus / labs etc.	Mirlinda Jashanica
13:30 – 15:00	Realization of the pre-production, production, and post-production process in the 3D world	Lecturer: Jeton Lakna
15:00 – 15:30	Return to Prishtina	



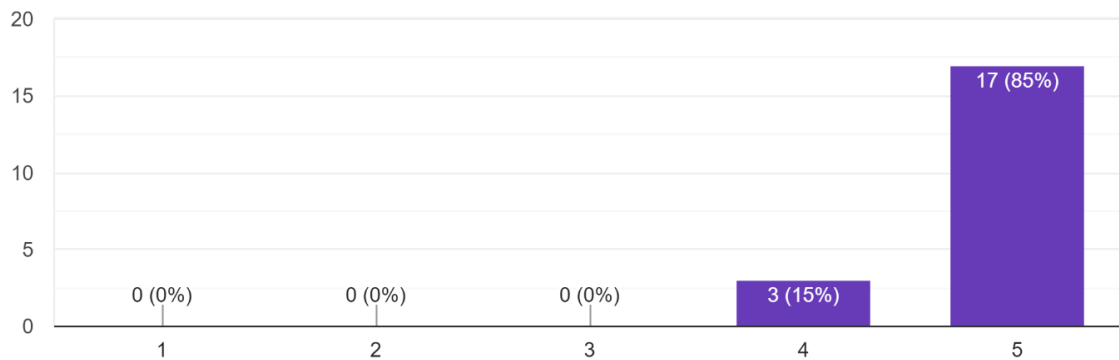
2. Evaluation Purpose

By the end of the visit, 20 out of 22 participants (students, professors) took their time to fill an event evaluation form where they had to rate the experience and satisfaction on how this workshop was finalized by giving 1 out of 5 points for each question (1 = not satisfied, 5 = very satisfied). Here is how the ratings on all 13 questions went.

1. On “Event Programme”, 17 out of 20 gave the highest point, in percentages 85%. While 15% gave 4 points.

Event programme

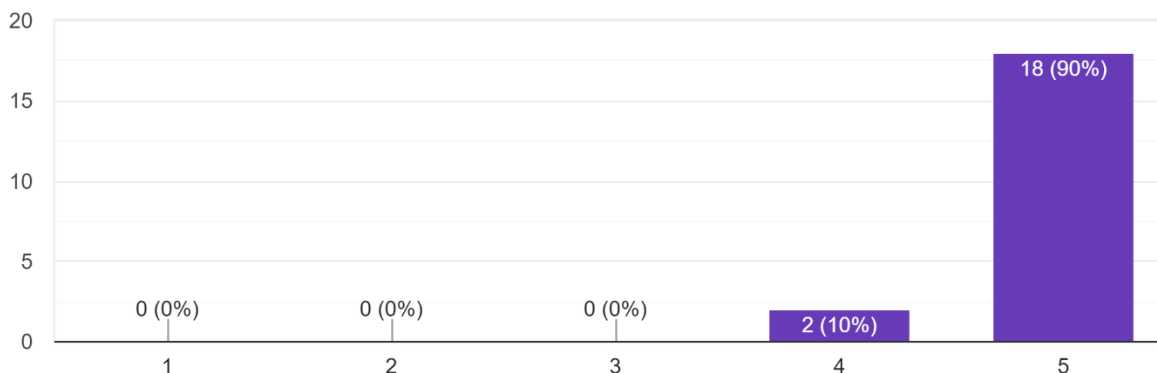
20 responses



2. Eighteen out of twenty people rated the Presentation with 5 points (the highest), or in percentage 90%. While two out of twenty rated it with 4 points.

Presentation

20 responses

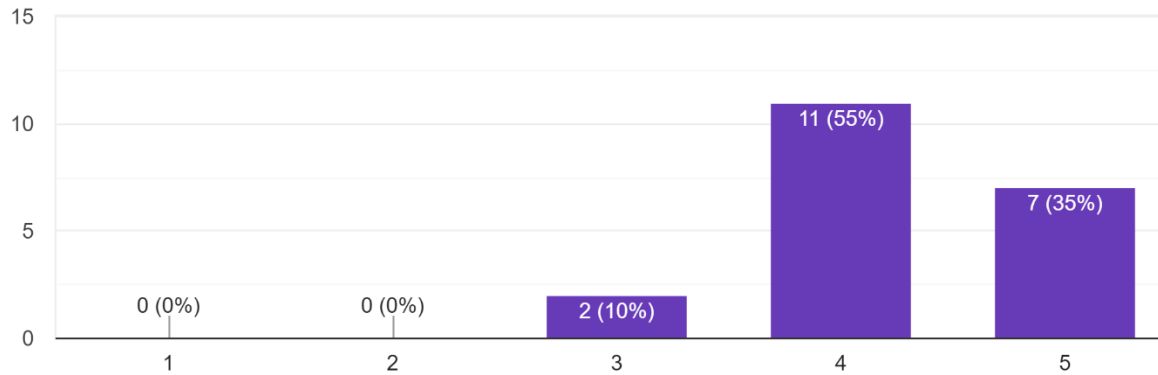




- On question number 3, 7 out of 20 gave it 5 points, 11 others gave 4 points, and the last two rated it with 3 points.

Discussions

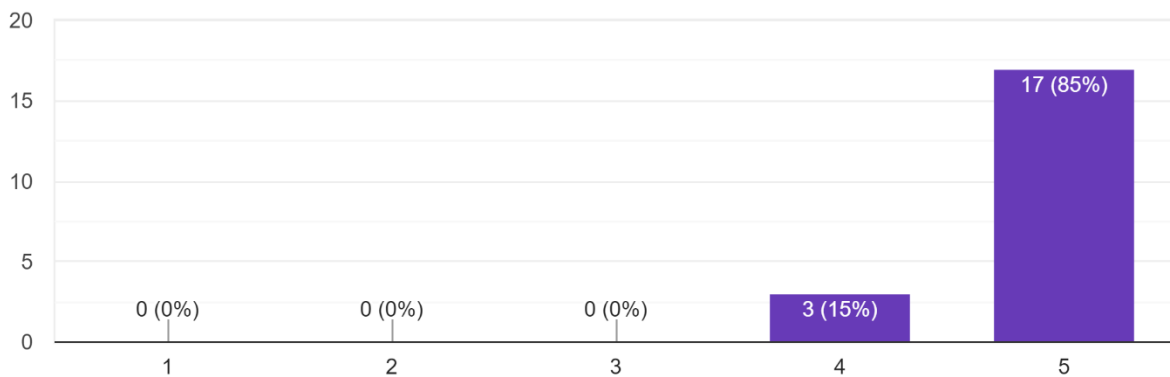
20 responses



- On Event Administration, 85% of the people rated it with 5 points, while the other 15% gave 4 points.

Event administration

20 responses

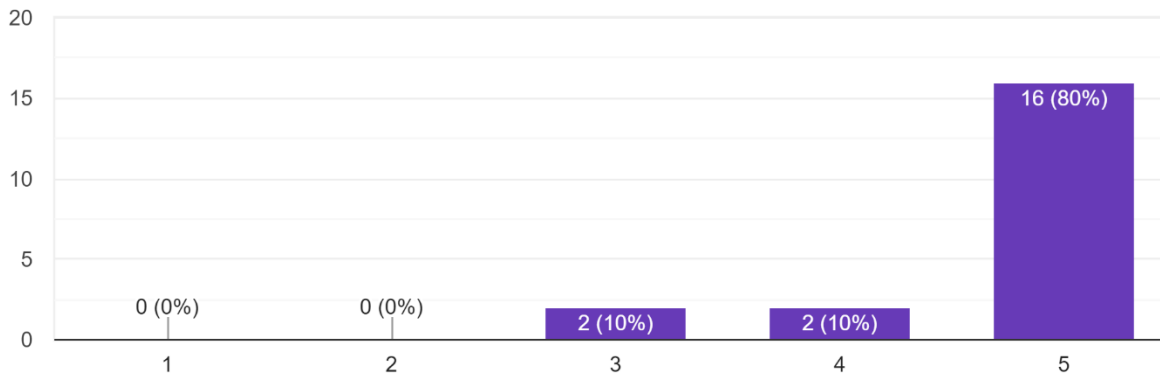




5. 80% of participants gave 5 points to the venue and facilities, 10% gave 4 points, and the other 10% decided on 3 points.

The venue and facilities

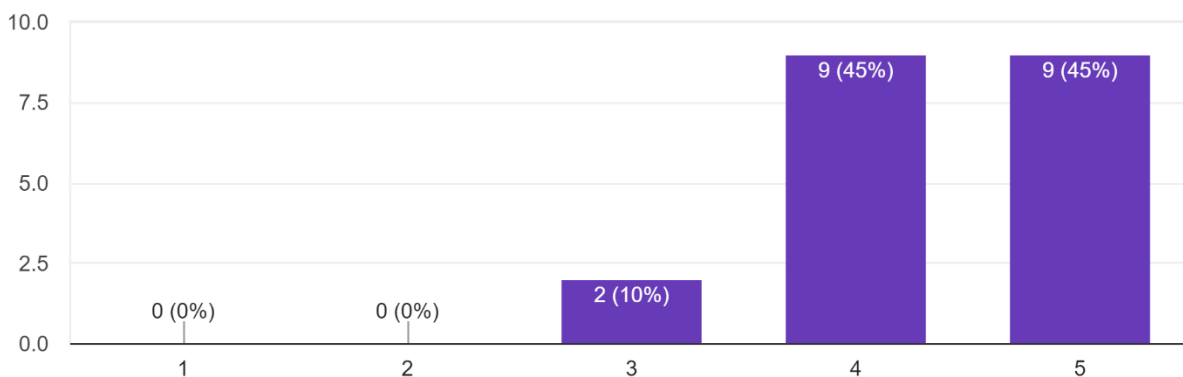
20 responses



6. When asked to rate how satisfied they were with the information shared during the event, the participants answered this way: 45% with 5 points, 45% with 4 points, and 10% with 3 points.

Information shared during the event was new, useful and clear

20 responses

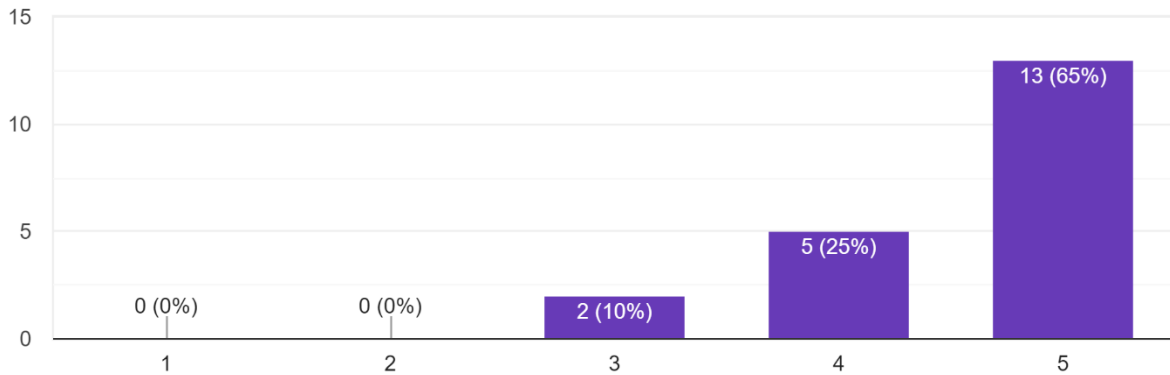




7. On question number 7, 65% gave the highest points, 25% went for 4 points, and the remaining 10% gave 3 points.

The event met my expectation in terms of offered topics

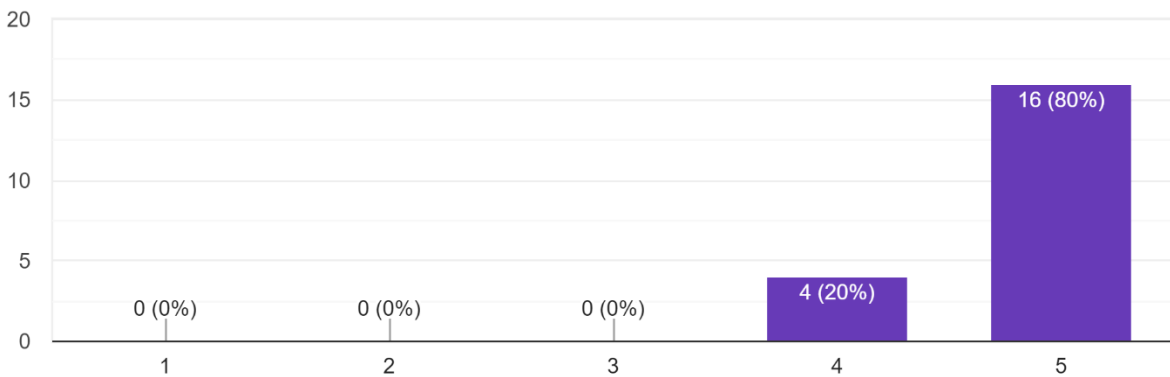
20 responses



8. On this next question, 80% of people who took the evaluation form gave 5 points to “interaction with other participants was fruitful”, while the rest gave 4 points.

Interaction with other participants was fruitful

20 responses

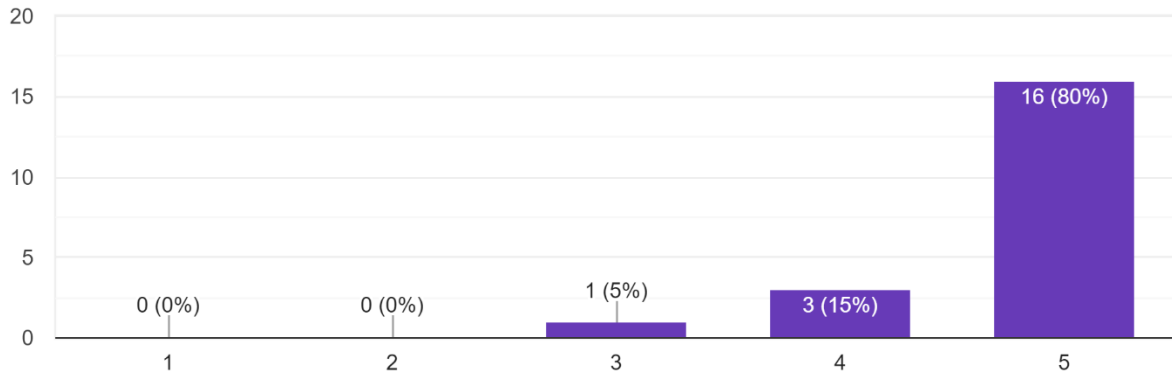




9. When asked if distributed material was clear and useful, 80% of them answered by rating it with 5 points, 15% with 4 points, and 1 % with 3 points.

Distributed material was clear and useful

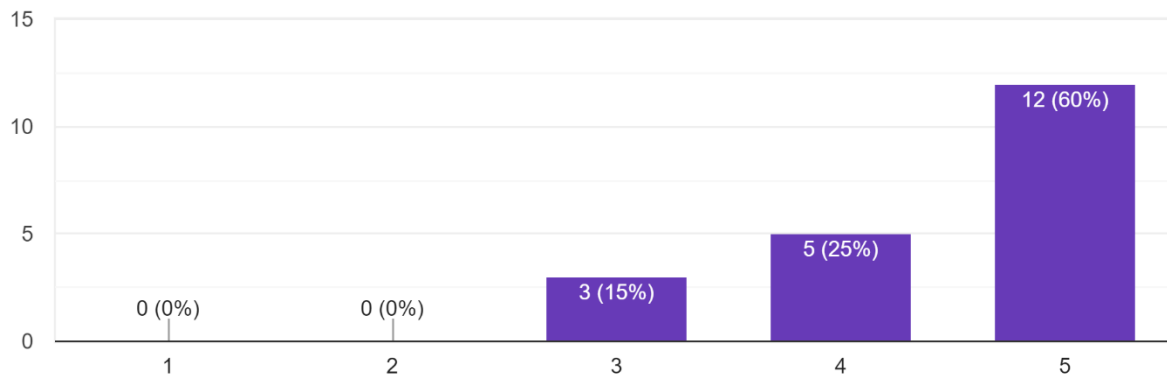
20 responses



10. On the following question, 60% of the participants gave 5 points, 25% of the 4 points, and the remaining 15% with 3 points

Discussions were relevant for the participants

20 responses

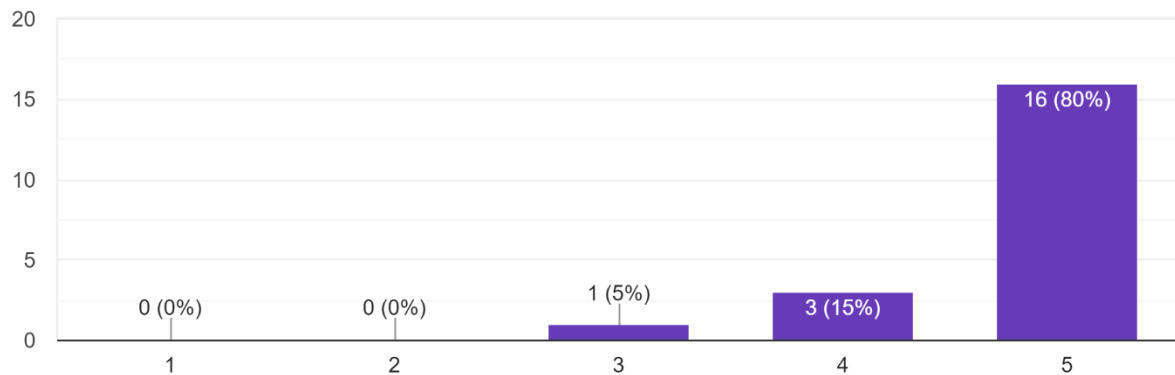




11. In this evaluation form, we asked our participants if time management was fully satisfied, 80% of them were very satisfied, 15% voted with 4 points, and 5% with 3 points.

Time management was fully satisfied

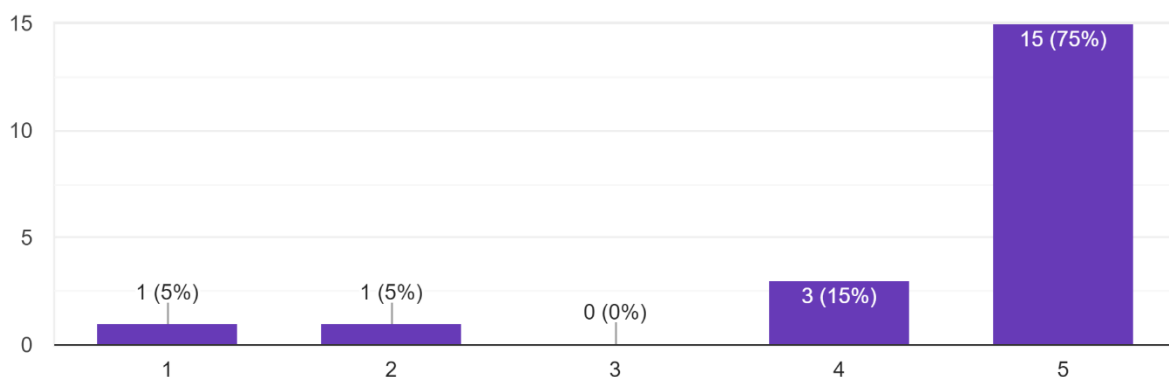
20 responses



12. The next question on this form was if working methods were appropriate and 75% of them agreed by giving 5 points, 15% with 4 points, 5% with 2 points, and 5% with 1 point.

Working methods were appropriate

20 responses

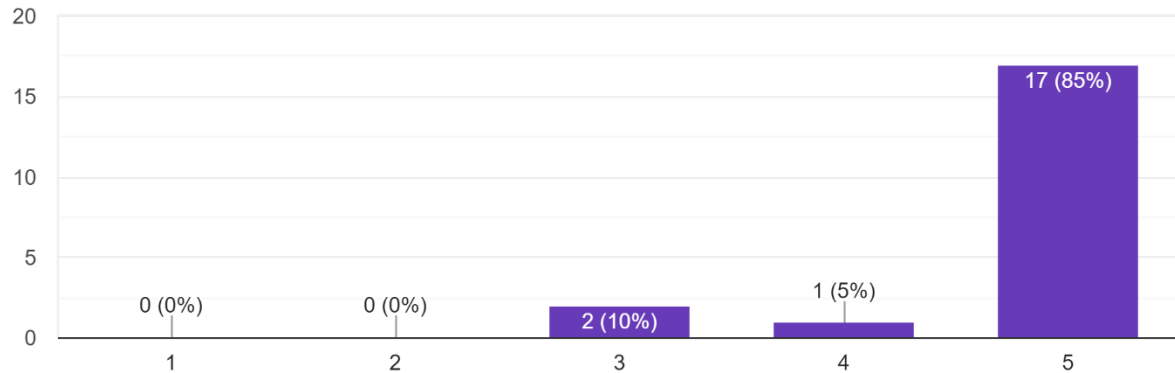




13. On the last question that was about the overall organization, 85% of the participant strongly agreed, while 5% of them rated it by giving 4 points and the last 10% gave 3 points.

The overall organisation was professional

20 responses



3. Methodologies

The methodologies used in this report are based on questionnaire feedback from participants by the end of the event.

4. Results

After visiting the UBT campus and other UBT facilities including classes in MDTV, participants were very satisfied with the event program, presentation, administration, time management, and the overall organization. In general, everyone seems highly satisfied with what they got to witness, the new knowledge they observed, and the new opportunities in future cooperation between the two HEI's.

Prepared by Elinda Krasniqi